



ECONOMIC RESEARCH DEPARTMENT

Summary

United Kingdom

What if Brexit never happens?

For the moment, anything is possible, even what is currently considered impossible. Maybe Brexit will never happen.

► Page 2

Emerging countries

Argentina-Venezuela: a tale of two stories

Argentina and Venezuela were both hit by the downturn in commodity prices. Argentina succeeded in clearing its external debt arrears while Venezuela is close to default. A look back at two opposing trajectories.

► Page 3

Market overview

► Page 4

Summary of forecasts

► Page 5

A retrouver dans



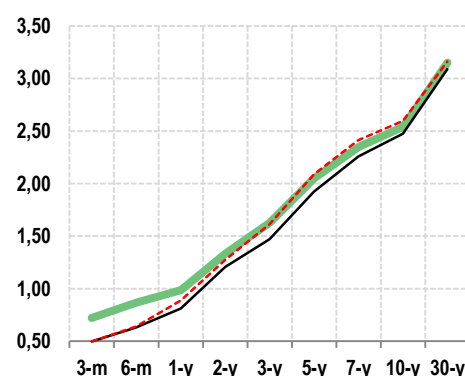
They did it again!

■ Another dovish rate increase from the Fed ■ And a fully assumed symmetric inflation target

The Fed did it again: raising rates while using a dovish tone. As fully expected, the Fed raised its key rate by a quarter of a point. From the beginning, it was obvious the Fed would use any opportunity to advance the normalisation of monetary policy, in order to move away from the discomfort zone that is zero. As the labour market strength remains unquestioned and inflation is slowly but surely moving back to target, the March meeting could not be missed. Still, this second rate increase comes only three months after the previous one, and FOMC members were willing to make it clear that they were not rushing, that this was not the sign of a steeper hiking cycle in the making. Jane Yellen once more said that with the currently very low level of neutral rates, there was no need for a lot of rate increases to turn the monetary stance towards neutrality. She also said that this rate increase had nothing to do with a reassessment of the economy, and unchanged projections from her and her colleagues confirm this. But more strikingly, the minor changes within the statement came with a crucial one. There is now an adjective attached to the inflation target. It is said to be "symmetric". In a way, there is no news here, as the symmetry has been claimed and assumed for long. Still, mentioning it within the statement makes it way more credible. In short, the Fed raised rates, signalled it would continue to do so as expected, and confirmed that the limit was substantially lower than usual. A new formula for lower for longer.

US YIELD CURVE

-- 16 March ; -- 2 February ; -- 15 December, 2016



Source: Federal Reserve

THE WEEK ON THE MARKETS

Week 10-3 17 > 16-3-17

▲ CAC 40	4 993	► 5 013	+0.4 %
▲ S&P 500	2 373	► 2 381	+0.4 %
▼ Volatility (VIX)	11.7	► 11.2	-0.4 %
▲ Euribor 3M (%)	-0.33	► -0.33	+0.0 bp
▲ Libor \$ 3M (%)	1.12	► 1.15	+2.7 bp
▼ OAT 10y (%)	1.12	► 1.09	-2.7 bp
▼ Bund 10y (%)	0.49	► 0.45	-4.5 bp
▼ US Tr. 10y (%)	2.58	► 2.53	-5.0 bp
▲ Euro vs dollar	1.07	► 1.07	+0.8 %
▲ Gold (ounce, \$)	1 200	► 1 229	+2.4 %
▼ Oil (Brent, \$)	51.9	► 51.6	-0.5 %

Source: Thomson Reuters



United Kingdom

What if Brexit never happens?

- The UK parliament has given the government the green light to trigger Brexit, which it will do before the end of March 2017.
- Prime Minister May's hard line towards Brexit is potentially the most damaging position for both the UK and the EU.
- Yet things could change over the next two years, which is not much time for conducting negotiations, but a very long time from a political perspective.
- For the moment, anything is possible, even what is currently considered impossible. Maybe Brexit will never happen.

It's almost done. Within the next few days, the UK will officially trigger article 50 of the Lisbon Treaty signifying its a priori irrevocable exit from the European Union (EU), after 44 years as a member. This will start a 24-month negotiating period in which London and Brussels must agree not only on the terms of the divorce, but also on their future relations.

Yet there is no obligation to reach an agreement, and anything is possible, including the possibility of failure. If the March 2019 deadline passes without an agreement, the EU would apply its common foreign trade regime to the UK by default, including trade tariffs, VAT advances, border controls, and visas for UK nationals. Of course, the UK would reciprocate. The risk of escalation would be high, as would the cost of breaking off relations.

A hard Brexit is doomed to fail

For the UK, which conducts half of its trade with the EU, maintaining a hard line on Brexit could be courting disaster. A recent CEPII¹ study shows that for the UK automotive industry alone, a reciprocal common tariff of 10% would trigger a 3% drop in sales, i.e. 48,000 production units, thousands of job losses and a 6% increase in automobile prices. But this is only the minimum impact, since the scenario did not take into account any plant closures.

And it is just one example: all sectors integrated into global trade stand to lose out from Brexit. In air transport, agri-foods, aeronautics, chemicals & pharmaceuticals, and mechanical engineering, intra-group trade is the norm. Moreover, access to the single market does not depend solely on tariffs: it is also defined by thousands of technical, environmental, sanitary and social regulations. Eliminating them would be so disruptive that it becomes simply inconceivable, in the strict sense of the term.

And that is not all. Brexit – especially a hard Brexit – also threatens the very integrity of the United Kingdom. In Scotland, but also in

Northern Ireland, the majority of the population voted to remain in the EU. They are finding London's hard Brexit hard to digest. Nicola Sturgeon, Scotland's First Minister, has just confirmed her intention to hold a new referendum on Scotland's independence, in late 2018 or early 2019.

But one man's pain is not another man's gain: EU member countries would have nothing to gain if the UK decides to go it alone. The EU would not only have to forego a net annual financial contribution of several billion euros², but the UK makes a profitable trading partner. Its advantageous tax system and status as an international financial marketplace attract capital and allows it to cover its deficits easily... This has led to numerous trade surpluses in the EU. The UK is one of France's rare sources of a foreign trade surplus.

No exit for Brexit?

Like the Nash equilibrium in game theory, individual strategies towards Brexit have a collective cost that surpasses that of compromise, which becomes the only possible solution. The incentives for reaching a compromise could be economic: nature abhors a vacuum, and the UK would see trade weaken as the deadline for Brexit approaches. Any investment decisions that do not harm the outcome are bound to be postponed until tomorrow. And the people's desire to shake things up will probably weaken with the first sounds of breaking glass.

The two-year period that lies ahead will be very short for conducting negotiations, but excruciatingly long from a political perspective. The cards could be reshuffled again and again. But what will be the new deal? One solution is a soft Brexit, in which the UK leaves the EU but remains a member of the European Economic Area, like Norway, Iceland and Lichtenstein. The UK would maintain free access to the single market, but in exchange it would continue to make a financial contribution, albeit a smaller one. And it would still have to respect the four fundamental freedoms: the free movement of goods, services, capital and people, which would be a major concession for the advocates of a hard Brexit.

Although not as bad as breaking off relations, a limited separation would not be a good solution either. The UK would gain some freedom from EU rules (Norway, for example, is allowed to protect more its agriculture), but in exchange it would lose influence over EU rule making. Moreover, belonging to the European Economic Area would not guarantee that its financial sector could continue to benefit from banking passports to do business in the EU. The City is arguing for a system of equivalences, but implementing it risks taking much longer than two years. Enough time for the UK to reconsider its choice and for its citizens to return to the voting booth?

¹ Centre d'études prospectives et d'informations internationales (CEPII). See Mayer, T. 2016. "Brexit, Trump: the end of regional trade agreements? Consequences for the automotive industry." Lettre du CEPII, n°371, November 2016.

² 11.5 billion euros in 2015.



Emerging countries

Argentina-Venezuela: a tale of two stories

- Argentina and Venezuela were both hit by the downturn in commodity prices.
- Argentina succeeded in clearing its external debt arrears while Venezuela is close to default.
- A look back at two opposing trajectories.

To cope with the downturn in the commodity price cycle and the recession that followed, Venezuela and Argentina are following two diametrically opposed macroeconomic management strategies.

In Venezuela, Nicolas Maduro's government, in power since 2013, has pursued an external strategy in which the structural shortage of dollars is managed through a system of multiple exchange rates, one that is as complex as it is ineffective, while giving preference to bilateral sources of financing (China, Russia) in a vain attempt to curtail the haemorrhaging of central bank reserves. Domestically, year after year, the government has become increasingly financially dependent on PDVSA, the national oil company, and has used and abused devaluation in another vain attempt to balance its accounts. This has triggered a totally uncontrollable inflationary spiral and a widespread shortage of goods, including basic necessities. Lastly, PDVSA's financial troubles have resulted in production cutbacks due to a lack of investment.

In Argentina, in contrast, after Mauricio Macri took power in December 2015, the government's external strategy has focused on easing currency controls, the successful unification of the official and parallel exchange rates (at the cost of a sharp but one-off devaluation) and the settlement of arrears on foreign debt. Domestically, the new government launched 1) fiscal consolidation based on spending cuts, notably for subsidies, and tax amnesty; 2) the unification of exchange rates to anchor inflation expectations, a strategy whose credibility was bolstered by less use of central bank financing, and less monetisation of the fiscal deficit.

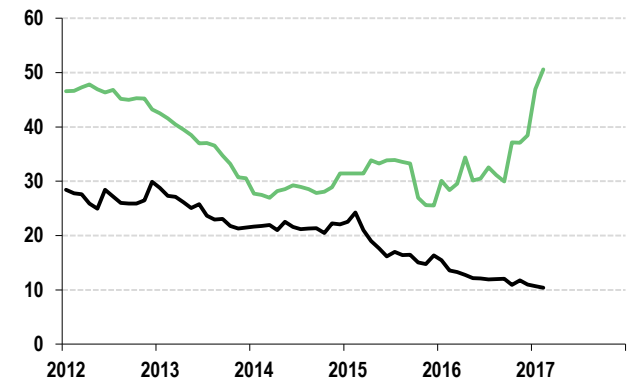
These contrasting trajectories can be illustrated by trends in two simple macroeconomic indicators: inflation for internal imbalances and foreign reserves for external imbalances.

Inflation. In Argentina, the shock created by devaluation and higher public utility prices triggered a sharp surge in inflation in the first half of 2016, which peaked in June-July at 46% year-on-year. But inflationary pressures quickly eased over the course of the year, dropping from 4% a month in H1 to 1.3% in H2, thanks to the renewed credibility of foreign exchange policy. This is illustrated by disinflation expectations (from 21% in 2017 to 15% in 2018 and 9.5% in 2019).

In Venezuela, in contrast, inflation has not slowed from a monthly average of 15%, with peaks at 30%. As both the cause and effect of hyperinflation, the spread between the black market rate and the least overvalued of the two official rates (the dicom rate) swelled from only 20% in early 2015 to a ratio of 1 to 4.

Official foreign exchange reserves (USD bn)

— Argentina — Venezuela



Chart

Source: Macrobond

Foreign exchange reserves. Argentina's foreign reserves dropped to alarming levels in late 2015, but then doubled last year, from USD 25 bn to USD 50 bn (see chart). Net foreign trade swung into positive territory again, resident capital outflows were checked, and the Argentine government was welcomed back to the international debt market, with cumulative issues of USD 32 billion since April 2016, to settle arrears and cover external debt servicing charges. This year, it only needs to raise another USD 3 billion to cover the USD 10 bn emission program.

In Venezuela, in contrast, foreign reserves (in gold and foreign currencies) have been slashed in half since year-end 2015 (from USD 25 bn to USD 11 bn, including only USD 3 bn in hard currency), even though the country has maintained a trade surplus, and at the price of import restrictions. The shortage of dollars is so acute that the authorities had to restructure its debt to China, extend the maturity on PDVSA's debt and, in early 2017, issue dollar-denominated debt instruments to enable importers to settle arrears. Importers were also responsible for finding investors willing to take the risk to buy securities of a state in quasi-default. With a debt servicing charge of USD 13 bn this year, the risk of default is indeed approaching if China decides not to provide additional financing. The next big test will come in April, when Venezuela needs to repay nearly USD 3 billion.



Markets overview

The essentials

Week 10-3 17 > 16-3-17

➤ CAC 40	4 993	➤ 5 013	+0.4 %
➤ S&P 500	2 373	➤ 2 381	+0.4 %
➤ Volatility (VIX)	11.7	➤ 11.2	-0.4 %
➤ Euribor 3M (%)	-0.33	➤ -0.33	+0.0 bp
➤ Libor \$ 3M (%)	1.12	➤ 1.15	+2.7 bp
➤ OAT 10y (%)	1.12	➤ 1.09	-2.7 bp
➤ Bund 10y (%)	0.49	➤ 0.45	-4.5 bp
➤ US Tr. 10y (%)	2.58	➤ 2.53	-5.0 bp
➤ Euro vs dollar	1.07	➤ 1.07	+0.8 %
➤ Gold (ounce, \$)	1 200	➤ 1 229	+2.4 %
➤ Oil (Brent, \$)	51.9	➤ 51.6	-0.5 %

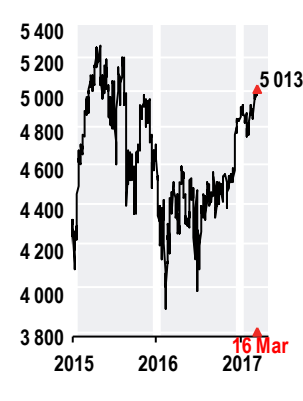
10 y bond yield, OAT vs Bund



Euro-dollar



CAC 40



Money & Bond Markets

Interest Rates		highest' 17		lowest' 17	
€ ECB	0.00	0.00 at 02/01	0.00	at 02/01	
Eonia	-0.35	-0.35 at 04/01	-0.36	at 22/02	
Euribor 3M	-0.33	-0.32 at 02/01	-0.33	at 22/02	
Euribor 12M	-0.11	-0.08 at 02/01	-0.11	at 28/02	
\$ FED	1.00	1.00 at 16/03	0.75	at 02/01	
Libor 3M	1.15	1.15 at 15/03	1.00	at 02/01	
Libor 12M	1.83	1.83 at 15/03	1.68	at 06/01	
£ BoE	0.25	0.25 at 02/01	0.25	at 02/01	
Libor 3M	0.34	0.37 at 05/01	0.34	at 14/03	
Libor 12M	0.72	0.78 at 09/01	0.72	at 13/03	

At 16-3-17

Yield (%)		highest' 17		lowest' 17	
€ AVG 5-7y	0.59	0.65 at 14/03	0.23	at 02/01	
Bund 2y	-0.81	-0.66 at 25/01	-0.96	at 24/02	
Bund 10y	0.45	0.49 at 10/03	0.09	at 02/01	
OAT 10y	1.09	1.14 at 06/02	0.67	at 02/01	
Corp. BBB	1.58	1.65 at 01/02	1.41	at 24/02	
\$ Treas. 2y	1.33	1.38 at 14/03	1.14	at 24/02	
Treas. 10y	2.53	2.61 at 13/03	2.32	at 24/02	
Corp. BBB	3.82	3.90 at 14/03	3.62	at 24/02	
£ Treas. 2y	0.03	0.22 at 06/01	0.01	at 28/02	
Treas. 10y	1.18	1.51 at 26/01	1.07	at 28/02	

At 16-3-17

10y bond yield & spreads

7.37%	Greece	692 pb
4.29%	Portugal	384 pb
2.35%	Italy	190 pb
1.88%	Spain	143 pb
1.13%	Ireland	68 pb
1.09%	France	64 pb
0.94%	Belgium	49 pb
0.63%	Austria	18 pb
0.56%	Finland	11 pb
0.53%	Netherlands	8 pb
0.45%	Germany	

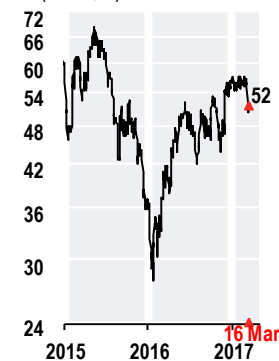
Commodities

Spot price in dollars		lowest' 17		2017(€)	
Oil, Brent	52	51 at 14/03	-10.6%		
Gold (ounce)	1 229	1 156 at 03/01	+4.3%		
Metals, LMEX	2 840	2 639 at 03/01	+4.9%		
Copper (ton)	5 890	5 487 at 03/01	+4.8%		
CRB Foods	340	339 at 02/01	-1.3%		
wheat (ton)	155	146 at 02/01	+4.4%		
Corn (ton)	132	131 at 13/03	-2.1%		

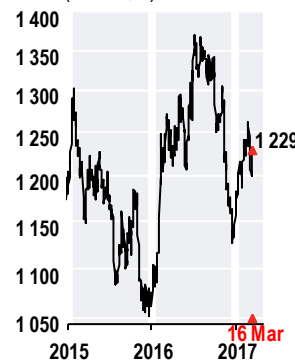
At 16-3-17

Variations

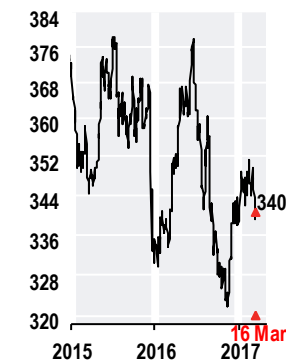
Oil (Brent, \$)



Gold (Ounce, \$)



CRB Foods



Exchange Rates

1€ =		highest' 17		lowest' 17		2017	
USD	1.07	1.08 at 31/01	1.04	at 03/01	+1.8%		
GBP	0.87	0.88 at 16/01	0.84	at 23/02	+1.7%		
CHF	1.07	1.08 at 10/03	1.06	at 08/02	-0.3%		
JPY	121.34	123.21 at 06/01	118.74	at 24/02	-1.4%		
AUD	1.40	1.46 at 02/01	1.37	at 23/02	-3.9%		
CNY	7.41	7.43 at 31/01	7.22	at 03/01	+1.0%		
BRL	3.35	3.44 at 18/01	3.24	at 15/02	-2.4%		
RUB	62.12	64.95 at 31/01	60.60	at 15/02	-3.5%		
INR	70.29	73.32 at 31/01	69.84	at 15/03	-1.8%		

At 16-3-17

Variations

Equity indices

	Index	highest' 17		lowest' 17		2017	2017(€)
CAC 40	5 013	5 013	at 16/03	4 749	at 31/01	+3.1%	+3.1%
S&P500	2 381	2 396	at 01/03	2 239	at 02/01	+6.4%	+4.5%
DAX	12 083	12 083	at 16/03	11 510	at 06/02	+5.2%	+5.2%
Nikkei	19 590	19 634	at 13/03	18 788	at 24/01	+2.5%	+3.9%
China*	67	67	at 16/03	59	at 02/01	+14.3%	+12.2%
India*	517	517	at 16/03	445	at 03/01	+11.7%	+13.7%
Brazil*	1 886	2 001	at 22/02	1 654	at 02/01	+8.1%	+10.8%
Russia*	565	622	at 03/01	537	at 09/03	-10.3%	-8.0%

At 16-3-17

Variations

* MSCI index



Economic forecasts

En %	GDP Growth			Inflation			Curr. account / GDP			Fiscal balances / GDP		
	2016 e	2017 e	2018 e	2016 e	2017 e	2018 e	2016 e	2017 e	2018 e	2016 e	2017 e	2018 e
Advanced	1.6	2.0	2.1	0.8	2.0	1.9						
United States	1.6	2.4	2.7	1.3	2.5	2.7	-2.5	-2.4	-2.4	-3.4	-4.2	-5.0
Japan	1.0	1.1	0.9	-0.1	1.1	1.0	3.8	4.2	4.6	-4.7	-4.4	-4.1
United Kingdom	1.8	1.8	1.1	0.6	2.7	2.7	-4.7	-4.1	-3.2	-3.0	-2.7	-3.1
Euro Area	1.7	1.6	1.6	0.2	1.7	1.3	3.4	3.0	3.1	-1.7	-1.4	-1.2
Germany	1.8	1.8	2.0	0.4	2.0	1.6	8.8	8.3	8.5	0.6	0.7	0.6
France	1.1	1.3	1.5	0.3	1.4	1.0	-1.2	-0.9	-1.1	-3.3	-3.0	-2.7
Italy	0.9	0.6	0.6	-0.1	1.3	1.0	2.1	2.2	2.1	-2.4	-2.4	-2.5
Spain	3.3	2.6	2.0	-0.3	2.6	1.5	1.8	2.1	2.1	-4.6	-3.6	-3.0
Netherlands	2.1	2.1	1.6	0.1	1.2	1.4	8.7	8.7	8.3	-0.5	0.0	0.3
Belgium	1.2	1.4	1.5	1.8	2.1	1.9	0.7	0.5	0.5	-3.0	-2.3	-2.2
Emerging	4.2	4.5	5.0	4.8	4.6	4.4						
China	6.7	6.2	6.4	2.0	2.7	2.5	1.9	1.6	1.4	-2.9	-3.5	-3.3
India	7.0	7.3	8.0	4.9	4.7	5.5	-1.1	-0.8	-1.5	-3.8	-3.5	-3.2
Brazil	-3.5	1.0	3.0	8.8	4.1	4.3	-1.2	-1.4	-2.1	-8.9	-9.6	-8.3
Russia	-0.6	1.2	2.0	7.1	4.2	4.3	1.7	2.4	2.0	-3.5	-3.1	-2.8
World	3.1	3.4	3.8	3.1	3.5	3.4						

Source : BNP Paribas Group Economic Research (e: Estimates & forecasts)

Financial forecasts

Interest rates		2016				2017				2016	2017e	2018e
End period		Q1	Q2	Q3	Q4	Q1e	Q2e	Q3e	Q4e			
US	Fed Funds	0.25-0.5	0.25-0.5	0.25-0.5	0.5-0.75	0.50-0.75	0.75-1.00	1.00-1.25	1.25-1.50	0.5-0.75	1.25-1.50	2.25-2.50
	3-month Libor \$	0.63	0.65	0.85	1.00	1.05	1.25	1.50	1.75	1.00	1.75	2.50
	10-year T-notes	1.79	1.49	1.61	2.45	2.60	3.00	3.25	3.50	2.45	3.50	4.00
EMU	Refinancing rate	0.00	0.00	0.00	0.00	0.00	0.00	0.00	0.00	0.00	0.00	0.25
	3-month Euribor	-0.24	-0.29	-0.30	-0.32	-0.33	-0.33	-0.30	-0.30	-0.32	-0.30	-0.05
	10-year Bund	0.16	-0.13	-0.19	0.11	0.30	0.50	0.75	1.00	0.11	1.00	1.60
	10-year OAT	0.41	0.20	0.12	0.69	0.95	0.95	1.15	1.45	0.69	1.45	2.00
	10-year BTP	1.23	1.35	1.19	1.84	2.10	2.20	2.60	3.00	1.84	3.00	3.40
UK	Base rate	0.50	0.50	0.25	0.25	0.25	0.25	0.25	0.25	0.25	0.25	0.25
	3-month Libor £	0.59	0.56	0.38	0.37	0.40	0.40	0.40	0.40	0.37	0.40	0.40
	10-year Gilt	1.42	1.02	0.76	1.24	1.25	1.55	1.75	1.90	1.24	1.90	2.50
Japan	Overnight call rate	-0.00	-0.06	-0.06	-0.06	-0.10	-0.10	-0.10	-0.10	-0.06	-0.10	-0.10
	3-month JPY Libor	0.10	0.06	0.06	0.06	0.05	0.05	0.05	0.05	0.06	0.05	0.05
	10-year JGB	-0.04	-0.23	-0.08	0.05	0.10	0.10	0.10	0.30	0.05	0.30	0.40

Exchange rates		2016				2017				2016	2017e	2018e
End period		Q1	Q2	Q3	Q4	Q1e	Q2e	Q3e	Q4e			
USD	EUR / USD	1.14	1.11	1.12	1.05	1.04	1.02	1.02	1.00	1.05	1.00	1.06
	USD / JPY	112	103	101	117	118	121	124	128	117	128	130
EUR	EUR / GBP	0.79	0.83	0.87	0.85	0.83	0.82	0.82	0.80	0.85	0.80	0.82
	EUR / CHF	1.09	1.08	1.09	1.07	1.08	1.10	1.12	1.12	1.07	1.12	1.15
	EUR/JPY	128	114	114	123	123	123	126	128	123	128	138

Source : BNP Paribas Group Economic Research / GlobalMarkets (e: Estimates & forecasts)



Most recent articles

MARCH	10 March	17-10	United States: Sometimes there is no room for doubt Netherlands: Wide range of choices at election
	03 March	17-09	France: Some growth, but little progress on structural imbalances Mexico: Factoring in the T factor
FEBRUARY	24 February	17-08	Germany: Infrastructure under threat Greece: Another try
	17 February	17-07	United States: Reflation? France: Significantly more jobs, a little less unemployment in 2016
	10 February	17-06	Emerging: Justified caution Turkey: A complex equation
	03 February	17-05	Eurozone: Four inflation criteria China: The threat of capital outflows
JANUARY 2017	27 January	17-04	Global: 2017 outlook France: Could growth be stronger in 2017 than in 2016? Brazil: A slow recovery in the making
	20 January	17-03	Global: Focus on a classical nexus United States: Ceasing purchases is the plan Italy: Monte dei Paschi: What's next?
	13 January	17-02	United Kingdom: London Bridge Is Falling Down European Union: Dealing with Chinese competition France: Towards a net rebound in Q4 growth
	6 January	17-01	Global: A weak euro for long Global: 2017: A critical year for the climate negotiations Eurozone: Characteristics of a healthier job market
	16 December	16-44	United States: A bird in the hand is worth two in the bush Netherlands: Government faces disgruntled voters
DECEMBER	09 December	16-43	Eurozone: ECB: "A sustained presence on the markets" Eurozone: The European Commission's case Italy: Referendum: limited consequences for banks
	02 December	16-42	France: Inflation picks up slightly Portugal: The European Commission shows some flexibility
	25 November	16-41	Japan: Abenomics: A failure called too early France: Labour market: Late November update
NOVEMBER	18 November	16-40	Global: Youth unemployment: an important ongoing policy challenge Ireland: Beyond revisions
	10 November	16-39	United States: The day after tomorrow France: A closer look at weak Q3 growth Finland: Slow motion turnaround
	04 November	16-38	United States: Time to spend China: No rest for credit risks
OCTOBER	28 October	16-37	United States: The sin of certainty Russia: A budget constrained
	21 October	16-36	Eurozone: ECB: Waiting for December Austria: Worrisome trends
	14 October	16-35	United States: In the name of credibility, but which one ? France: The CICE tax credit must still prove its worth
	07 October	16-34	Eurozone: Budget season France: Economic indicators are turning green
SEPTEMBER	30 September	16-33	Germany: Slowing growth but peaking confidence France: A constrained budget
	23 September	16-32	United States: Rich, deep, serious Eurozone: ECB: The PSPP parameters Japan: Monetary policy: let's give it another try
	16 September	16-31	France: Growth prospects and confidence United States: The meaning of prudence France: Labour market: a mild but virtuous improvement



BNP PARIBAS

The bank
for a changing
world

Group Economic Research

■ **William DE VIJDER**
Chief Economist

+33.(0)1 55 77 47 31

william.devijlder@bnpparibas.com

ADVANCED ECONOMIES AND STATISTICS

■ **Jean-Luc PROUTAT**
Head

+33.(0)1.58.16.73.32

jean-luc.proutat@bnpparibas.com

■ **Alexandra ESTIOT**
Works coordination - United States - United Kingdom - Globalisation

+33.(0)1.58.16.81.69

alexandra.estiot@bnpparibas.com

■ **Hélène BAUDCHON**
France (short-term outlook and forecasts) - Labour markets

+33.(0)1.58.16.03.63

helene.baudchon@bnpparibas.com

■ **Frédérique CERISIER**
Euro Area (European governance and public finances), Spain, Portugal

+33.(0)1.43.16.95.52

frederique.cerisier@bnpparibas.com

■ **Thibault MERCIER**
Euro Area (short-term outlook and monetary policy), France (structural reforms)

+33.(0)1.57.43.02.91

thibault.mercier@bnpparibas.com

■ **Manuel NUNEZ**
Japan, Ireland - Projects

+33.(0)1.42.98.27.62

manuel.a.nunez@bnpparibas.com

■ **Catherine STEPHAN**
Nordic countries - World trade - Education, health, social conditions

+33.(0)1.55.77.71.89

catherine.stephan@bnpparibas.com

■ **Raymond VAN DER PUTTEN**
Germany, Netherlands, Austria, Switzerland - Energy, climate - Long-term projections

+33.(0)1.42.98.53.99

raymond.vanderputten@bnpparibas.com

■ **Tarik RHARRAB**
Statistics and Modelling

+33.(0)1.43.16.95.56

tarik.rharrab@bnpparibas.com

BANKING ECONOMICS

■ **Laurent QUIGNON**
Head

+33.(0)1.42.98.56.54

laurent.quignon@bnpparibas.com

■ **Céline CHOLET**

+33.(0)1.43.16.95.54

celine.choulet@bnpparibas.com

■ **Thomas HUMBLLOT**

+33.(0)1.42.98.44.24

thomas.humblot@bnpparibas.com

■ **Laurent NAHMIA**

+33.(0)1.40.14.30.77

laurent.nahmias@bnpparibas.com

EMERGING ECONOMIES AND COUNTRY RISK

■ **François FAURE**
Head - South Africa, Argentina - Methodology

+33.(0)1 42 98 79 82

francois.faure@bnpparibas.com

■ **Christine PELTIER**
Deputy Head - Greater China, Vietnam, other North Asia countries - Methodology

+33.(0)1.42.98.56.27

christine.peltier@bnpparibas.com

■ **Stéphane ALBY**
Africa (French-speaking countries)

+33.(0)1.42.98.02.04

stephane.alby@bnpparibas.com

■ **Sylvain BELLEFONTAINE**
Turkey, Brazil, Mexico, Central & South America - Methodology

+33.(0)1.42.98.26.77

sylvain.bellefontaine@bnpparibas.com

■ **Pascal DEVAUX**
Middle East, Balkan countries, Nigeria, Angola - Scoring

+33.(0)1.43.16.95.51

pascal.devaux@bnpparibas.com

■ **Anna DORBEC**
CIS, Central European countries

+33.(0)1.42.98.48.45

anna.dorbec@bnpparibas.com

■ **Johanna MELKA**
Asia, Russia

+33.(0)1.58.16.05.84

johanna.melka@bnpparibas.com

■ **Alexandra WENTZINGER**
Chile, Uruguay, Paraguay

+33.(0)1.42.98.74.26

alexandra.wentzinger@bnpparibas.com

■ **Michel BERNARDINI**
Public Relation Officer

+33.(0)1.42.98.05.71

michel.bernardini@bnpparibas.com



BNP PARIBAS

The bank
for a changing
world

OUR PUBLICATIONS



CONJONCTURE

Structural or in news flow, two issues analysed in depth



EMERGING

Analyses and forecasts for a selection of emerging economies



PERSPECTIVES

Analyses and forecasts for the main countries, emerging or developed



ECOFASH

Data releases, major economic events. Our detailed views...



ECOWEEK

Weekly economic news and much more...



ECOTV

In this monthly web TV, our economists make sense of economic news



ECOTV WEEK

What is the main event this week? The answer is in your two minutes of economy

The information and opinions contained in this report have been obtained from, or are based on, public sources believed to be reliable, but no representation or warranty, express or implied, is made that such information is accurate, complete or up to date and it should not be relied upon as such. This report does not constitute an offer or solicitation to buy or sell any securities or other investment. It does not constitute investment advice, nor financial research or analysis. Information and opinions contained in the report are not to be relied upon as authoritative or taken in substitution for the exercise of judgement by any recipient; they are subject to change without notice and not intended to provide the sole basis of any evaluation of the instruments discussed herein. Any reference to past performance should not be taken as an indication of future performance. To the fullest extent permitted by law, no BNP Paribas group company accepts any liability whatsoever (including in negligence) for any direct or consequential loss arising from any use of or reliance on material contained in this report. All estimates and opinions included in this report are made as of the date of this report. Unless otherwise indicated in this report there is no intention to update this report. BNP Paribas SA and its affiliates (collectively "BNP Paribas") may make a market in, or may, as principal or agent, buy or sell securities of any issuer or person mentioned in this report or derivatives thereon. BNP Paribas may have a financial interest in any issuer or person mentioned in this report, including a long or short position in their securities and/or options, futures or other derivative instruments based thereon. Prices, yields and other similar information included in this report are included for information purposes. Numerous factors will affect market pricing and there is no certainty that transactions could be executed at these prices. BNP Paribas, including its officers and employees may serve or have served as an officer, director or in an advisory capacity for any person mentioned in this report. BNP Paribas may, from time to time, solicit, perform or have performed investment banking, underwriting or other services (including acting as adviser, manager, underwriter or lender) within the last 12 months for any person referred to in this report. BNP Paribas may be a party to an agreement with any person relating to the production of this report. BNP Paribas may, to the extent permitted by law, have added upon or used the information contained herein, or the research or analysis on which it was based, before its publication. BNP Paribas may receive or intend to seek compensation for investment banking services in the next three months from or in relation to any person mentioned in this report. Any person mentioned in this report may have been provided with sections of this report prior to its publication in order to verify its factual accuracy.

BNP Paribas is incorporated in France with limited liability. Registered Office 16 Boulevard des Italiens, 75009 Paris. This report was produced by a BNP Paribas group company. This report is for the use of intended recipients and may not be reproduced in whole or in part or delivered or transmitted to any other person without the prior written consent of BNP Paribas. By accepting this document you agree to be bound by the foregoing limitations.

Certain countries within the European Economic Area:

This report has been approved for publication in the United Kingdom by BNP Paribas London Branch. BNP Paribas London Branch is authorised and supervised by the Autorité de Contrôle Prudentiel and authorised and subject to limited regulation by the Financial Services Authority. Details of the extent of our authorisation and regulation by the Financial Services Authority are available from us on request.

This report has been approved for publication in France by BNP Paribas SA. BNP Paribas SA is incorporated in France with limited liability and is authorised by the Autorité de Contrôle Prudentiel (ACP) and regulated by the Autorité des Marchés Financiers (AMF). Its head office is 16, boulevard des Italiens 75009 Paris, France.

This report is being distributed in Germany either by BNP Paribas London Branch or by BNP Paribas Niederlassung Frankfurt am Main, a branch of BNP Paribas S.A. whose head office is in Paris, France. BNP Paribas S.A. – Niederlassung Frankfurt am Main, Europa Allee 12, 60327 Frankfurt is authorised and supervised by the Autorité de Contrôle Prudentiel and it is authorised and subject to limited regulation by the Bundesanstalt für Finanzdienstleistungsaufsicht (BaFin).

United States: This report is being distributed to US persons by BNP Paribas Securities Corp., or by a subsidiary or affiliate of BNP Paribas that is not registered as a US broker-dealer. BNP Paribas Securities Corp., a subsidiary of BNP Paribas, is a broker-dealer registered with the U.S. Securities and Exchange Commission and a member of the Financial Industry Regulatory Authority and other principal exchanges. BNP Paribas Securities Corp. accepts responsibility for the content of a report prepared by another non-U.S. affiliate only when distributed to U.S. persons by BNP Paribas Securities Corp.

Japan: This report is being distributed in Japan by BNP Paribas Securities (Japan) Limited or by a subsidiary or affiliate of BNP Paribas not registered as a financial instruments firm in Japan, to certain financial institutions defined by article 17-3, item 1 of the Financial Instruments and Exchange Law Enforcement Order. BNP Paribas Securities (Japan) Limited is a financial instruments firm registered according to the Financial Instruments and Exchange Law of Japan and a member of the Japan Securities Dealers Association and the Financial Futures Association of Japan. BNP Paribas Securities (Japan) Limited accepts responsibility for the content of a report prepared by another non-Japan affiliate only when distributed to Japanese based firms by BNP Paribas Securities (Japan) Limited. Some of the foreign securities stated on this report are not disclosed according to the Financial Instruments and Exchange Law of Japan.

Hong Kong: This report is being distributed in Hong Kong by BNP Paribas Hong Kong Branch, a branch of BNP Paribas whose head office is in Paris, France. BNP Paribas Hong Kong Branch is registered as a Licensed Bank under the Banking Ordinance and regulated by the Hong Kong Monetary Authority. BNP Paribas Hong Kong Branch is also a Registered Institution regulated by the Securities and Futures Commission for the conduct of Regulated Activity Types 1, 4 and 6 under the Securities and Futures Ordinance.

Some or all the information reported in this document may already have been published on <https://globalmarkets.bnpparibas.com>

© BNP Paribas (2015). All rights reserved.

You can read and watch our analyses
on Eco news, our iPad and Android application



<http://economic-research.bnpparibas.com>

© BNP Paribas (2015). All rights reserved.

Prepared by Economic Research – BNP PARIBAS
Registered Office: 16 boulevard des Italiens – 75009 PARIS
Tel : +33 (0) 1.42.98.12.34
Internet : www.group.bnpparibas.com - www.economic-research.bnpparibas.com

Publisher: Jean Lemierre
Editor : William De Vijlder